


essential
C A R A V A N S

Outlander

Designed for comfort, control and durability on bitumen
and graded dirt roads,
THE ALL NEW OUTLANDER IS SURE TO PLEASE

SEMI OFF ROAD
CARAVAN



highlander

ESSENTIAL HIGHLANDER OFF ROAD CARAVANS
Because a "tough-as" caravan should still look damn good.

OFF ROAD
CARAVAN

ESSENTIAL OFF ROAD Range



GET SET FOR YOUR ESSENTIAL ADVENTURE!

When building off road caravans you need to consider many things. Experience tells us that free camping is a must, battery management systems, solar panels, piano hinged doors, grey tank, independent suspension with extra ground clearance and self sufficient water supply gives you the ability to choose how you enjoy your caravanning experience. With Essential Semi Off Road and Off Road Caravans we think we have you covered.

We also give you two choices of the off road experience to choose from.

The 'Outlander' built for the not so serious explorer who still wants a level of freedom to explore and wander the land, to still have the ability and confidence to turn off the bitumen and wander down a dirt road or two to explore that little fishing spot you've heard about.

And the mighty 'Highlander' set to travel the Gibb or cross the plains during your big lap, your covered with this tough beast of a van*. You choose which model best suits your needs and we'll do the rest.

Essential Caravans is a great Australia success story. The culmination of over 35 years hands on experience in the caravan industry in Australia.

Breaking the mould of traditional manufacturer based thinking, the thinking behind Essential Caravans comes from a dealer background, a customer service background, a listening and taking the time to learn from the customers instead of telling them background.

We enjoy caravanning as much as you do and want you to have the best possible experience, we spend time away in our vans to confirm what we are doing is working. This is Essential Caravans promise to you.

See for yourself at your nearest authorised Essential Caravans dealership.

We know you'll love an Essential Caravan just as much as we do.

*Note: See disclaimer for more information pertaining to warranty and conditions of use.





SEMI OFF ROAD
CARAVAN

THE OUTLANDER

Designed for comfort, control and durability on bitumen and graded dirt roads the all new Outlander is sure to please.

The Essential Outlander Caravan is designed for the caravan traveller wanting to get away without going all the way.

Experience tells us that not all caravan travellers want to stay exclusively on the 'bitumen', some want the ability to travel and explore down the odd dirt track or two. If this sounds like you then this could be your caravan.

Even suitable for use on light corrugated roads for short distances the all new Essential Outlander is what we like to call our "Semi Off Road" Caravan.

Inspect one today and you'll soon be getting away...



INTERIOR

- Premium Vinyl Flooring
- Smoke Detector
- Fire Extinguisher
- One Piece Bonded Plywood Floor
- Lift Up Under Bed Storage (Not standard on Single Bed models)
- Recessed Cook Top with Laminex Lid Over Stove
- Post Form Rolled Profile Benchtops
- Plastic Cutlery Drawer Insert
- Innerspring Mattress – Queen or Single Beds
- Internal Roof Height of 6'8"
- Large Mirror in Ensuite
- Large Stylish Grab Handle on Entry Wall at Door (Where available)
- Stylish Positive Locking European Door Latches with Soft Open Gas Struts
- Smooth Glide Drawers on Metal Runners
- Tri-Fold Café Table or L-Shaped Lounge
- Plush Upholstery with Side Swabs to Dinette
- Separate Shower & Toilet Ensuite with Glass Door Shower
- Full Height Linen Cupboard in Ensuite with single drawer above External Generator Compartment (except Design 2-1 and Design 10)
- Laminate Splashbacks & Benchtops
- 2 x Single Towel Rails and Toilet Roll Holder
- Bed Head Padding
- LED Strip Lighting, OHC – Lounge Kitchen area only
- Drop Down Doors to Inner Seats
- Wardrobe Cutouts with 240V plug & USB
- Pianno Hinges Cupboards

ELECTRICAL

- LED External Clearance, Side and Tail Lights
- 1 x LED External Annexe Light
- LED Lighting – Roof, Kitchen, Ensuite
- 2 x LED Reading Lights in Bedroom
- 2 x LED Reading Lights in Lounge
- Smart Charger Battery Pack incl. BMPRO HA (Lithium Compatible) with Trek Display and Odyssey Link Blue Tooth capability also 'Smart Connect Range' compatible
- 2 x 100amp DC Battery
- 2 x 195W Solar Panel and 30Amp Regulator
- Roof Top Digital Amplified TV Antenna
- 24" Flatscreen TV/DVD combo on Wall Mounted Bracket
- CD/Radio Player
- 2 x Internal Roof Speakers
- 2 x External Marine Speakers
- 12 Pin Trailer Plug with Charging & Fridge Cooling Capabilities
- 3 x Gas & 1 x 240V Hotplates with Griller and Full Oven
- Microwave Oven
- Gas/Electric Hot Water System
- IBIS Air Command MK4 Reverse Cycle A/C or equivalent A/C
- 12V Rangehood
- 3 Way GAS/ELEC Fridge with Separate Fridge/Freezer. Tropical Rated vented through Roof. Fridge size supplied is Separate 2 Door (Compressor Fridge std – Van 8 Only)
- Power Points (2 x Bedroom, 1 x Kitchen, 1 x Lounge, 1 x Ensuite)
- 240V 15Amp Inlet & 240V 10Amp Outlet
- Circuit Breaker & Earth Leakage
- Reversing Camera and Car Monitor Kit
- 12V/USB Socket at Kitchen Table and Outside Table
- TV Coaxial Point at Outside Table
- LED Entry Light and Grab Handle
- 12V Fan Hatch to Shower & Toilet
- Top Load Washing Machine (Design 9 fitted with front loading WM) (Washing Machine not standard in Family Models)
- Porcelain Bowl Toilet
- 50Amp Anderson Plug
- Portable Solar Charge Point

EXTERIOR

- Fully Insulated Roof and Walls with Meranti Timber Frame (Gold Batt Fibreglass to Roof and Styrofoam to Walls)
- Quality Roll Out Awning
- Double Glazed Push Out European Style Windows & Integrated Blinds with 'Midge Proof' Flyscreens
- Black External Trim
- Front Window with Protector Shade (included in Design 8 only)
- Fully Galvanized Lined Front Tunnel Boot with Large Access Doors to Both Sides
- Black Checker plate Front and Sides (2 sheet high 600mm)
- Premium High Grade Plastic Moulded Rear
- Aluminium Smooth Silver Metallic Cladding, Sides only
- Heritage Grey Aluminium Composite Panel Front & Rear
- Security Mesh Locking Door 2 Radius Cnr Main Door
- 2 x Mini Roof Skylights with Blind & Flyscreen 1 in bedroom + 1 in Lounge (Single Axle Vans 1 x Skylight Only)
- Quality Metal Grab Handles to each Corner of Van
- External Large Fold Down Picnic Table
- Fully Galvanised Lined Generator Compartment (Except Design 2-1 and Design 10) Family 2-6 & 2-7 inc. only
- Checkerplate Door Entry Surround
- Wheel Spats
- Aluminium Step

PLUMBING

- Flick Mixer Taps – Kitchen and Ensuite
- Mains Pressure Water Inlet
- Waste Water Outlet
- 2 x Lockable Water Tank Inlet
- 2 x Up to 95L Water Tanks
- 2 x 9Kg Gas Bottles with Changeover Selector Tap and Gas Regulator
- 12V Water Pump

- Large Deep Bowl Stainless Kitchen Sink with Drainer
- A-Frame Mains Pressure Tap
- External Gas Bayonet near Front Tunnel Boot
- Digital Water Tank Gauges
- China Vanity to Ensuite
- Filtered Water Tap at Kitchen Sink
- Grey Water Tank

CHASSIS

- Supagal Australian Made Chassis
- 6" Heavy Duty Chassis
- 235/75/R15 All Terrain Tyres & 15" Alloy Wheels
- 245/75/R16 All Terrain Tyres & 16" Alloy Wheels (Design 1 & 1-1 only)
- 8" Jockey Wheel
- Wind Up Jack and Wheel Brace
- D035 Recessed Hitch Coupling
- Heavy Duty 3 Arm Bumper
- Spare Wheel Fitted to Bumper Bar
- Twin Safety Chains
- 10" Electric Brakes to All Wheels Except Single Axles use 12" Brakes
- A-Frame Tap with Protection
- Drop Down Stabilizer Jack Legs
- Break-Away Safety System
- Galvanised Wheel Arches
- Water Tank Checker Plate Protection
- Alpha 'Ultra Duty' Single Shock 3.3T Ind. Suspension (Tandem)
- Alpha 'Extreme Duty' Twin Shock 2.7T Ind. Suspension (Single Axle Vans ONLY)
- Large Jockey Wheel Clamp (offside)
- Extended A frame
- Large Tool Box with Jerry Can Holders



highLANDER

OFF ROAD
CARAVAN

THE HIGHLANDER

Essential Highlander Off Road Caravan, because a tough-as caravan should still look damn good.

Sitting on a solid 6" Aussie built steel chassis and riding on the now famous Alpha 'Extreme Duty' independent twin shock suspension we think we've got your off road adventure pretty much covered.

Featuring nearly 400 watts of Solar as standard, Grey tank, Piano Hinges, digital 'Trek' monitoring display for Power, Water and Solar, big Tool Box with Jerry Can holders and 'Jenny' slide out just to name a few of the standard inclusions, you know this caravan is purpose built for Off Road enjoyment.

Think style, think luxury and expect genuine toughness to take you where you want to go, then think the Essential Highlander Off Road Caravan.



INTERIOR

- Premium Vinyl Flooring
- Smoke Detector
- Fire Extinguisher
- One Piece Bonded Plywood Floor
- Lift Up Under Bed Storage (Not standard on Single Bed models)
- Recessed Cook Top with Laminex Lid Over Stove
- Post Form Rolled Profile Benchtops
- Plastic Cutlery Drawer Insert
- Innerspring Mattress – Queen or Single Beds
- Internal Roof Height of 6'8"
- Large Mirror in Ensuite
- Large Stylish Grab Handle on Entry Wall at Door (Where available)
- Stylish Positive Locking European Door Latches with Soft Open Gas Struts
- Smooth Glide Drawers on Metal Runners
- Tri-Fold Café Table or L-Shaped Lounge
- Plush Upholstery with Side Swabs to Dinette
- Separate Shower & Toilet Ensuite with Glass Door Shower
- Full Height Linen Cupboard in Ensuite with single drawer above External Generator Compartment (except Design 2-1 and Design 10)
- Laminated Splashbacks & Benchtops
- 2 x Single Towel Rails and Toilet Roll Holder
- Bed Head Padding
- LED Strip Lighting, OHC – Lounge Kitchen area only
- Drop Down Doors to Inner Seats
- Wardrobe Cutouts with 240V plug & USB
- Pianno Hinge Cupboards

ELECTRICAL

- LED External Clearance, Side and Tail Lights
- 1 x LED External Annexe Light
- LED Lighting – Roof, Kitchen, Ensuite
- 2 x LED Reading Lights in Bedroom
- 2 x LED Reading Lights in Lounge
- Smart Charger Battery Pack incl. BMPRO HA (Lithium Compatible) with Trek Display and Odyssey Link Blue Tooth capability also 'Smart Connect Range' compatible

- 2 x 100amp DC Battery
- 2 x 195W Solar Panel and 30Amp Regulator
- Roof Top Digital Amplified TV Antenna
- 24" Flatscreen TV/DVD combo on Wall Mounted Bracket
- CD/Radio Player
- 2 x Internal Roof Speakers
- 2 x External Marine Speakers
- 12 Pin Trailer Plug with Charging & Fridge Cooling Capabilities
- 3 x Gas & 1 x 240V Hotplates with Griller and Full Oven
- Microwave Oven
- Gas/Electric Hot Water System
- IBIS Air Command MK4 Reverse Cycle A/C or equivalent A/C
- 12V Rangehood
- 3 Way GAS/ELEC Fridge with Separate Fridge/Freezer. Tropical Rated vented through Roof. Fridge size supplied is Separate 2 Door (Compressor Fridge std – Van 8 Only)
- Power Points (2 x Bedroom, 1 x Kitchen, 1 x Lounge, 1 x Ensuite)
- 240V 15Amp Inlet & 240V 10Amp Outlet
- Circuit Breaker & Earth Leakage
- Reversing Camera and Car Monitor Kit
- 12V/USB Socket at Kitchen Table and Outside Table
- 12V Plug located above Offside Wheels
- TV Coaxial Point at Outside Table
- LED Entry Light and Grab Handle
- 12V Fan Hatch to Shower & Toilet
- Top Load Washing Machine (Design 9 fitted with front loading WM) (Washing Machine not standard in Family Models)
- Porcelain Bowl Toilet
- 50Amp Anderson Plug
- Portable Solar Charge Point
- LED Work Lights – Front, Rear and Offside

EXTERIOR

- Fully Insulated Roof and Walls with Meranti Timber Frame (Gold Batt Fibreglass to Roof and Styrofoam to Walls)

- Quality Roll Out Awning
- Quality Mesh Stone Guard with Mudflaps
- Double Glazed Push Out European Style Windows & Integrated Blinds with 'Midge Proof' Flyscreens
- Black External Trim
- Front Window with Protector Shade (included in Design 8 only)
- Fully Galvanized Lined Front Tunnel Boot with Large Access Doors to Both Sides
- Black Checker-Plate Front, Sides & Rear (800mm High)
- Aluminium Composite Smooth White Panel, Front, rear and sides
- Security Mesh Locking Door 2 Radius Cnr Main Door
- 2 x Mini Roof Skylights with Blind & Flyscreen 1 in bedroom + 1 in Lounge (Single Axle Vans 1 x Skylight Only)
- Quality Metal Grab Handles to each Corner of Van
- External Large Fold Down Picnic Table
- Fully Galvanized Lined Generator Compartment (Except Design 2-1 and Design 10) Family 2-6 & 2-7 inc only.
- Checker plate Door Entry Surround
- Checker Plate Wheel Spats
- Aluminium Step
- Pressure Hatch

PLUMBING

- Flick Mixer Taps – Kitchen and Ensuite
- Mains Pressure Water Inlet
- Waste Water Outlet
- 3 x Lockable Water Tank Inlets
- 3 x Up to 95L Water Tanks (2 x 95L Tanks Single Axle Vans and Design 2 & 2-1)
- 2 x 9Kg Gas Bottles with Changeover Selector Tap and Gas Regulator
- 12V Water Pump
- Large Deep Bowl Stainless Kitchen Sink with Drainer
- A-Frame Mains Pressure Tap
- External Gas Bayonet near Front Tunnel Boot
- Digital Water Tank Gauges – (Trek Display)

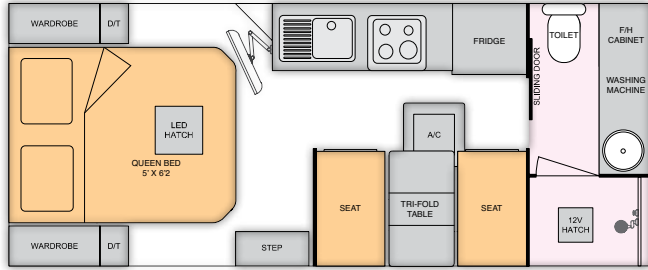
- China Vanity to Ensuite
- Filtered Water Tap at Kitchen Sink
- Grey Water Tank
- External Shower

CHASSIS

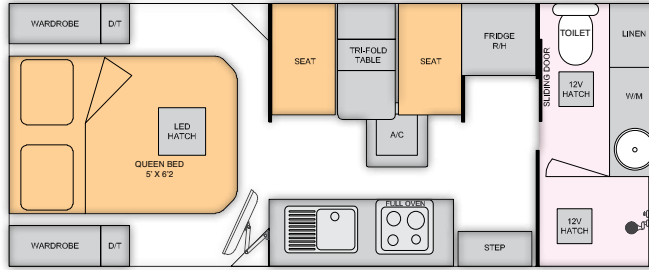
- Supagal Australian Made Chassis
- 6" Heavy Duty Chassis
- 2" Chassis Raiser
- 265/75/R16 Mud Terrain Tyres & 16" Mainline Matte Black Alloy Wheels
- 8" Jockey Wheel
- Wind Up Jack and Wheel Brace
- D035 Recessed Hitch Coupling
- Heavy Duty 3 Arm Bumper
- Spare Wheel Fitted to Bumper Bar
- Twin Safety Chains
- 12" Electric Brakes to All Wheels
- A-Frame Tap with Protection
- Drop Down Stabilizer Jack Legs
- Break-Away Safety System
- Galvanised Wheel Arches
- Beam to Beam Full Checkerplate Underfloor Plumbing Protection
- Alpha 'Extreme Duty' Twin Shock 2.7T Ind. Suspension (Single Axle Vans ONLY)
- Alpha 'Extreme Duty' Twin Shock 3.7T Ind. Suspension (Tandem Axle Vans ONLY)
- Large Jockey Wheel Clamp
- Batteries Chassis Mounted (offside)
- Extended A frame 450mm
- Large Tool Box with Jerry Can Holders (inc. Generator Slide Out)



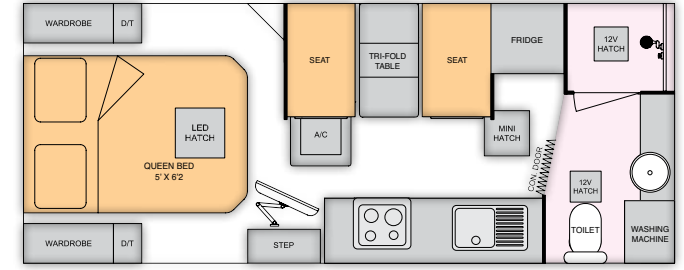
FLOOR PLANS & LAYOUTS



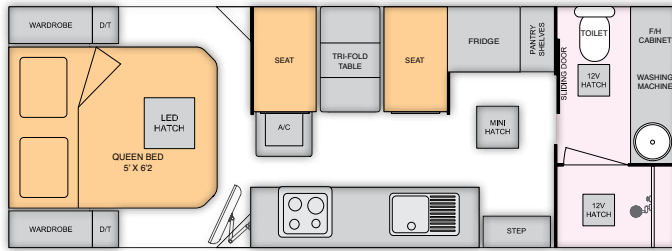
VAN 1 - 18'6"



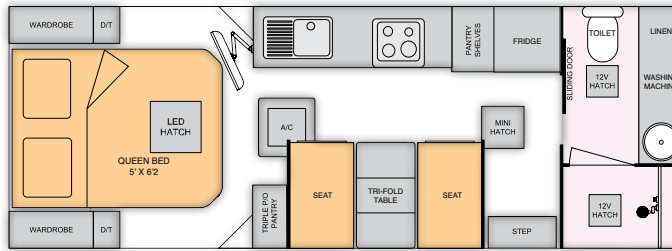
VAN 1-1 - 18'8"



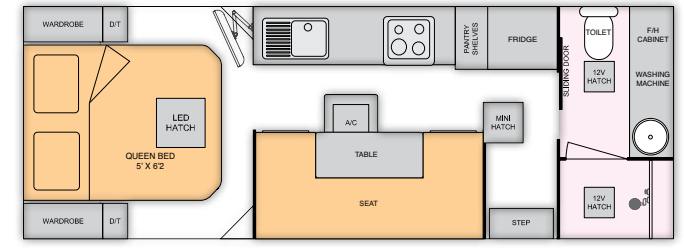
VAN 2-1 - 19'



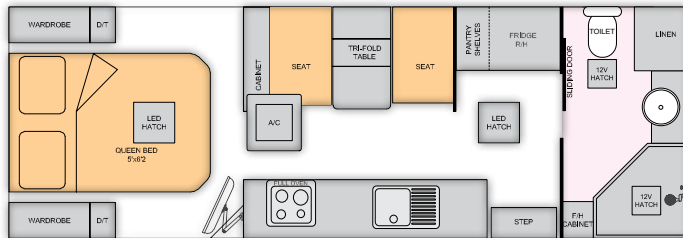
VAN 6 - 21'



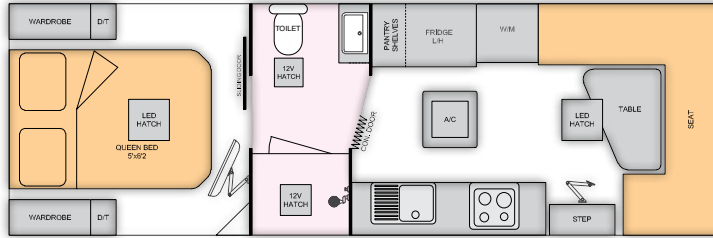
VAN 6-1 - 21'



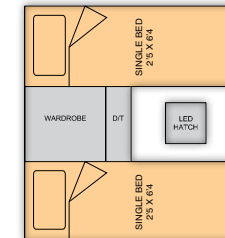
VAN 7 CLUB - 21'6"



VAN 9 - 21'10"



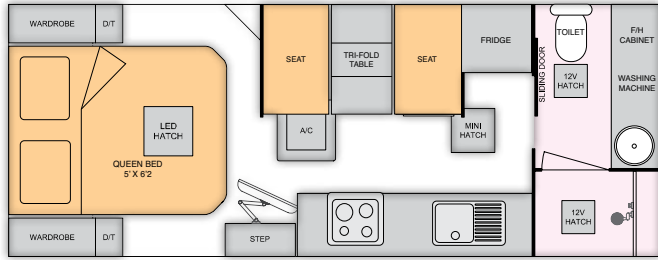
VAN 10 - 22'10"



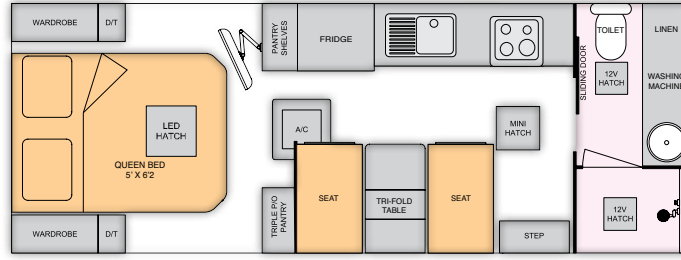
SINGLE BED OPTION*

*Single bed option available on most models

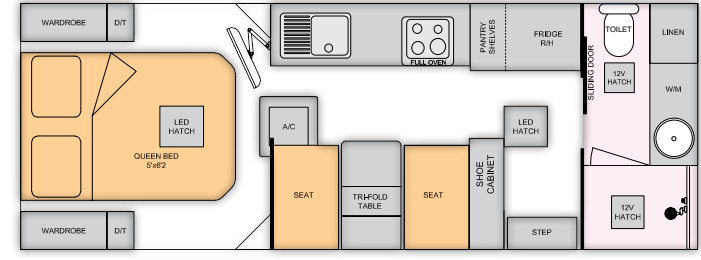
#Club Option Available



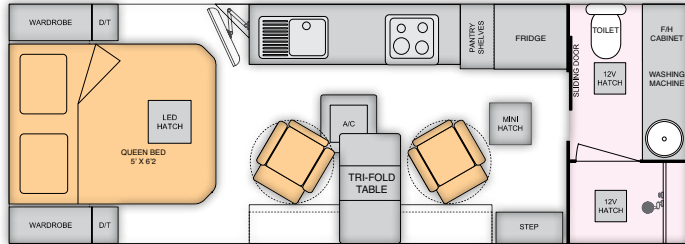
VAN 4 - 19'8"



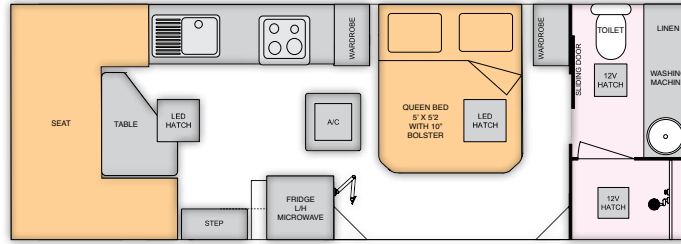
#VAN 5-1 - 20'6"



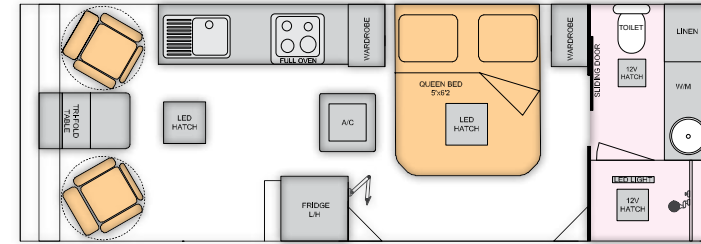
#VAN 5-2 - 20'6"



VAN 7 RECLINER - 21'6"

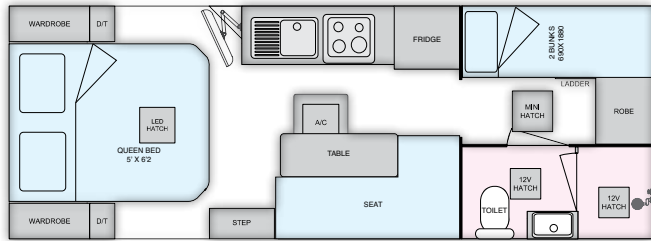


VAN 8 CLUB - 21'10"

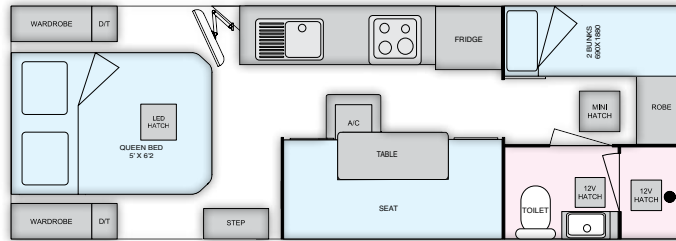


VAN 8 RECLINER - 21'10"

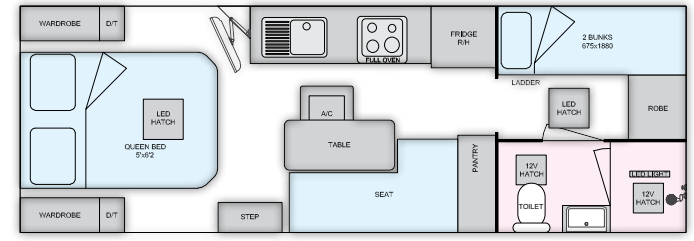
FAMILY LAYOUTS



FAMILY 2 - 21'



FAMILY 2-5 - 21'10"



FAMILY 2-6 - 21'10"



OUR PARTNERS

We Only Use Trusted Leading Industry Products and Suppliers.



AL-KO BRAKES & AXLES

Globally recognized by caravanners around the world, AL-KO is recognised as the pioneer in the manufacturer of brakes and axles specifically designed for caravans and motor homes.



DOMETIC GROUP FRIDGES & AWNINGS

A leading international supplier of refrigerators, awnings, roof hatches, toilets and other premium comfort accessories for the caravan, motor home and RV market here in Australia and overseas.



ATRV AUSSIE TRAVELLER

A 100% Australian owned company specializing in manufacturing and distributing products such as, awnings and annexes and other essential caravan and touring components.



NCE ELECTRICAL TIMBERS AND WHITE GOODS

For over 25 years NCE has been supplying the RV industry with a range of timbers and electrical accessories. DesignRV have forged a strong business relationship, resulting in a range of innovations, custom products and exclusive options for our customers.



THETFORD OVENS & COOKTOPS

A well established brand for over 40 years. A world market leader in refrigerators and cooking equipment to the RV industry. Thetford uses the highest quality materials and thoroughly tests each appliance to ensure its ultimate safety - and performance.



MAKING ANYWHERE HOME

At Camec, we live to create outdoor comfort wherever the road may take you. With an online store, retail outlets and stockists across Australia and New Zealand, we have all the parts and accessories when, and where, you need them to make your RV and caravan experience feel just like home.



Essential Off Road and Semi Off Road caravans including but not limited to; 'Outlander' - 'Highlander' - 'ATX' - 'ATX Xtreme' off road range of caravans and also including 'Upgraded Independent Suspension Touring caravans, have been designed and constructed to give added strength and ground clearance for limited unsealed road usage. Gas venting regulations and other construction restraints limit the effectiveness of these caravans against dust and water penetration. Under no circumstances should these caravans be exposed to water crossings at, or above, body floor level. Essential Caravans strongly recommend towing at a safe speed according to travel conditions with extra care and attention required on uneven surfaces. Essential Caravans off-road caravans are not designed for hard impact or heavy landings or severely rutted roads or tracks. Semi Off Road 'Outlander' and 'ATX' Models are not designed for any surface other than sealed or graded gravel and graded dirt roads. Under no circumstances are Semi Off Road models to be taken over severe corrugations or rutted roads. Off Road and Semi Off Road Essential Caravans are not designed for use on 'Four Wheel Drive Only' tracks under any circumstances.



National Manufacturing Headquarters

OFFICE ADMINISTRATION & MANUFACTURING
3/45-65 Oherns Road, Somerton, Victoria Australia 3062



Essential Caravans are
proudly 100% Australian
owned and made

(03) 9357 5934



www.essentialcaravans.com



Sales@essentialcaravans.com



[EssentialCaravans](https://www.facebook.com/EssentialCaravans)



[EssentialCaravanAu](https://www.instagram.com/EssentialCaravanAu)

