


essential
C A R A V A N S



2026 Range



Built for life.

We are very pleased and extremely proud to introduce you to our range of Essential Caravans.

Our extensive range of models & layouts have been created to suit your individual tastes & needs.

Since Essential Caravan's emergence in 2015, we have built and delivered over 8000 caravans to all over Australia.

The Essential brand is a recognised and well-respected driving force in the Australian Caravan industry.

We invite you into the ever-expanding Essential family, and we would be honoured and proud to build the caravan of your dreams!





Essential Caravans is an Australian Owned Certified business! This certification not only reflects our commitment to quality but also assures that your support helps grow the Australian economy. The Australian Owned logo is more than just a badge – it's a symbol of trust and authenticity.

Join us in celebrating Australian owned and Australian local businesses and keeping your money where it matters most!



Essential Levels of Touring



*2025 model shown

A-Class Essential Highlights

- Heavy Duty Australian-made Chassis
- Load-sharing Leaf Spring Suspension
- Combined Meranti and Poly Wall Frame
- Smooth Aluminium Composite Side
- One-piece Fibreglass XPS Sandwich Panel Roof Fully Insulated
- One-piece Poly Honeycomb Flooring System
- 2-Door 171lt 12v Compressor Fridge
- Dual Solar 30A MPPT BMS & 300AH Lithium Battery
- 30A DC – DC Charger
- One key to access hatches and main door



*2025 model shown

Cruiser Essential Highlights

- Heavy Duty Australian-made Chassis
- Load-sharing Leaf Spring Suspension
- Combined Meranti and Poly Wall Frame
- Smooth Aluminium Composite sides
- One-piece Fibreglass XPS Sandwich Panel Roof Fully Insulated
- One-piece Poly Honeycomb Flooring System
- 2-Door Thetford 224lt Compressor Fridge
- Dual Solar 30A MPPT BMS & 300AH Lithium Battery
- 30A DC – DC Charger
- Diesel Heater
- One key to access hatches and main door



*2025 model shown

C-Class Essential Highlights

- Heavy Duty Australian-made Chassis
- Load-sharing Leaf Spring Suspension
- Full Fibreglass Sandwich Panel Construction to Walls, Roof & Floor Fully Insulated
*Slide-out models have combined Meranti & Poly frame
- One-piece Fibreglass Sandwich Panel Flooring System Fully Insulated
- 2-Door Thetford 224lt Compressor Fridge
- Full CNC Solid Ply Furniture
- Dual Solar 30A MPPT BMS & 300AH Lithium Battery
- 30A DC – DC Charger
- Diesel Heater
- Touring Toolbox with Gas Bottles Inside
- One key to access hatches and main door

Essential Levels of Off Road



*2025 model shown

Ranger Essential Highlights

- Heavy Duty Australian-made Chassis
- Semi Off Road Independent Suspension
 - Tandem Axle
- Off Road Independent Suspension to Single Axle
- Combined Meranti and Poly Wall Frame
- Smooth Aluminium Composite Sides
- One-piece Fibreglass XPS Sandwich Panel Roof Fully Insulated
- One-piece Poly Honeycomb Flooring System
- 2-Door 171lt 12v Compressor Fridge
- Dual Solar 30A MPPT BMS & 300AH Lithium Battery
- 30A DC – DC Charger
- Jumbo 500 Toolbox with 2 x Slides
- One key to access hatches and main door



*2025 model shown

Outlander Essential Highlights

- Heavy Duty Australian-made Off Road chassis
- Off Road Titan X Independent Suspension
- Extruded Aluminium Side Wall Framing using Solid Rivets
- Smooth Aluminium Composite Side Panelling
- One-piece Fibreglass XPS Sandwich Panel Front, Roof & Rear Wall Fully Insulated
- One-piece Fibreglass Sandwich Panel Flooring System
- Triple Solar 30A MPPT BMS & 300AH Lithium Battery
- 30A DC – DC Charger
- HTP 12v Dust Reduction
- 2-Door Thetford 224lt Compressor Fridge
- Strong & Light-weight Framed Furniture with Piano Hinging
- Diesel Heater
- Jumbo 500 Toolbox with 2 x Slides, Integrated Stoneguard & Woodbox
- One key to access hatches and main door



*2025 model shown

Highlander Essential Highlights

- Heavy Duty Australian-made Off Road chassis
- Off Road Titan X Independent Suspension
- Full Fibreglass Sandwich Panel Construction to Walls, Roof & Floor Fully Insulated
- Up to 4 x Roof-Mounted Solar 30A MPPT BMS & 600AH Lithium Battery
- 2-Door Thetford 224lt Compressor Fridge
- Full CNC Solid Ply Furniture with Soft Close Drawer
- 30A DC – DC Charger
- Gusto 12v Dust Reduction System
- 3000W Inverter
- Diesel Heater
- Jumbo 650 Toolbox with 2 x Slides, Integrated Stoneshield & Woodbox
- One key to access hatches and main door

2026 Range



A-Class

Introducing the A-Class MY26 Series, where affordability meets excellence

The all-new A-Class MY26 series Essential A-Class Series has gone to a higher construction level whilst maintaining the affordability tag. Now featuring a fully insulated One-Piece Fibreglass XPS Sandwich Panel Roof, a one-piece Poly Honeycomb Flooring System and smooth aluminium composite sides, the A-Class is a sleek looking unit. Standard Lithium and solar means the A-Class is your gateway to limitless exploration.



*2025 model shown

*Images may depict non-standard items



Follow the QR code to find out more on the Essential Caravans website!



* Sterling colour palette pictured.

A-Class Standard Specifications

Standard Chassis

- 6" Heavy Duty A-frame
- A-Frame Tap & Gas Regulator
- Straight Axles to Single & Tandem axle
- 10" Electric Brakes to Tandem Axle
- 12" Electric Brakes to Single Axle
- 4" Heavy Duty Chassis & 2" Raiser up to & including 21'6 size van
- 6" Heavy Duty Chassis above 21'6 size van – no Raiser
- 205/75R15 Light Truck Tyres & 15" Alloy Wheels to Tandem Axle up to & including 21'6 size van
- 235/75R15 All Terrain Tyres & 15" Alloy Wheels and Pull-Out Step to Tandem Axle above 21'6 size van
- 245/75R16 All Terrain Tyres & 16" Alloy Wheels to Single Axle
- 50mm Ball Coupling
- Lockable Coupling with Twin Safety Chains
- Wind Up Jack
- 8" Jockey Wheel
- Spare wheel Included
- Drop Down Stabilizer Stands
- Batteries Mounted on Chassis
- Water Tank Stoneguards
- Load Share Leaf Spring Suspension
- Break Away System
- Heavy Duty 2 Arm Bumper
- Plastic moulded Wheel Spats

Standard Electrical

- Mini Grill with 3 Burner Gas & 1 240V Element with Pot Drawer underneath
- Microwave in OHC

- 2-way switch from bedroom to Ensuite lights
- 30A AC Battery Management System & 30A MPPT Solar
- 4" Bluetooth LCD Colour Monitor Touch Screen
- 30A DC – DC Charger
- 2 x 220W Solar Panels Roof Mounted
- External Solar Input Blue Anderson Plug
- 2x Bug Annexe Lights
- External TV Bracket
- 12V/USB Socket & TV Point at Outside Table
- 240V 15AMP Inlet & 240V 10AMP Outlet
- Double 240V Point & USB Point to each Wardrobe & Lounge
- Roof Digital TV Antenna
- Bulk Heads With Strip Lights
- Reversing Camera & Car Monitor Kit
- Circuit Breaker & Earth Leakage
- Door Light & Entry Handle
- LED External Lights
- LED Lighting - Roof, Kitchen, Ensuite
- Power Points (1x Kitchen, 1x Ensuite)
- Reading Lights to Bedroom & Lounge with USB & USB-C
- 12 Pin Trailer Plug
- 24" Flatscreen TV on Wall Mounted Bracket

Standard Internal

- One-piece Poly Honeycomb Flooring System
- 12V Rangehood - Smoke Detector - 2 Single Towel Rails and 1 Toilet Roll Holder
- Wardrobes Recessed Cutouts With Shelf
- Washing Machine - not standard in A-Class Family Vans

- Full Laminate Benchtop
- Frosted Glass Shower Door
- Recessed Cook Top with Lid Over Stove
- Cutlery tray
- Drawers on Metal Runners
- Mirror in Ensuite
- Grab Handle on Entry Wall at main door – layout dependent
- Fire Extinguisher
- Doors to ends of seats
- Nuova Telescopic Table leg to L-Shape & Club Lounge – infill cushion not included
- Door hinges Hairline STD
- Push Button Locking Handles to lower doors and drawers
- Hidden latches to OHC
- Innerspring Queen Mattress
- Charger under bed
- Microwave in OHC above kitchen

Standard Plumbing

- 2 x 95L Water Tanks
- A-Frame Mains Pressure Tap
- China Vanity to Ensuite
- 2-Door 171lt 12v Compressor Fridge
- Deep Bowl Stainless Steel Sink with Drainer – Layout 218M no Drainer
- 3 in 1 Kitchen Tap with Water Filter
- Porcelain Bowl Toilet
- External Gas Bayonet At Front Boot Door Side
- Dual 9Kg Gas Bottles with Changeover Regulator
- Gas/Electric Hot Water System

- 2x Lockable Water Tank Inlet
- Mains Pressure Water Inlet
- 12V Water Pump
- Twin Water Level Gauges
- Waste Water Outlet

Standard External

- Raven Coated Checker Plate Front & Rear
- Smooth Aluminium Composite Sides
- 600mm Raven Coated Checker Plate Sides
- One-piece Fibreglass XPS Sandwich Panel Roof Fully Insulated
- One-piece Poly Honeycomb Flooring System
- Insulated Side Walls with Meranti Framing
- Poly Frame Front Wall
- Roof Air Conditioning SANJO
- Awning
- Black External Trim
- 12V Fan Hatch to Shower & Toilet
- Radius Locking Security Main Door
- External Fold Down Picnic Table with Integrated 12v Lighting
- LED Roof Skylights with Blind & Flyscreen (1 or 2 depending on layout)
- Checker Plate Step Well
- Galvanised Front Tunnel Boot with Large Access Doors
- Galvanised Rear Generator Compartment - layout dependent
- Double Glazed Push Out Windows & Integrated Blinds
- 3 Year Bumper To Hitch Warranty
- 5 Year Structural Chassis Warranty
- One key to access hatches and main door

2026 Range



Cruiser

The Essential Cruiser is a culmination of over 35 Years of experience & design techniques all rolled into one exceptional caravan. Essential have raised the bar even higher with the Cruiser Touring Series featuring one-piece fibreglass sandwich panel roofing system and one piece honeycomb flooring to name just a couple. Standard features such as Lithium Battery Management Systems, Solar, filtered water, fully equipped kitchens and ensuites are just some of the many benefits that allow for comfortable touring around Australia. With a multitude of different layouts and designs, there is sure to be a Cruiser to suit you.



Follow the QR code to find out more on the Essential Caravans website!



*2025 model shown

*Images may depict non-standard items



*Chester Luxe colour palette with optional Black Hardware pack pictured.

Cruiser Standard Specifications

Standard Chassis

- 6" Heavy Duty A-frame
- 4" Heavy Duty Chassis & 2" Raiser up to & including 21'6 size van
- 6" Heavy Duty Chassis above 21'6 size van - no Raiser
- 4" Heavy Duty Chassis & 2" Raiser up to & including 21'6 size van
- 6" Heavy Duty Chassis above 21'6 size van - no Raiser
- 10" Brakes to Tandem Axle
- 12" Brakes to Single Axle
- Mesh On A-Frame
- A-Frame Tap & Gas Regulator
- Straight Axles to Single & Tandem axle
- 10" Electric Brakes to Tandem Axle
- 205/75R15 Light Truck Tyres & 15" Alloy Wheels to Tandem Axle up to & including 21'6 size van
- 235/75R15 All Terrain Tyres & Pull-Out Step to Tandem Axle above 21'6 size van
- 245/75/R16 All Terrain Tyres & 12" Brakes to Single Axle
- Load Share Leaf Spring Suspension
- Break Away System
- Heavy Duty 3 Arm Bumper
- 50mm Ball Coupling
- Lockable Coupling with Twin Safety Chains
- Wind Up Jack
- 8" Jockey Wheel
- Spare wheel Included'
- Drop Down Stabilizer Stands
- Water Tank Stoneguards
- Batteries Mounted on Chassis

Standard Electrical

- Door Light & Entry Handle
- LED External Lights
- LED Lighting - Roof, Kitchen, Ensuite
- Power Points (1x Kitchen, 1x Ensuite)
- Reading Lights to Bedroom & Lounge with USB & USB-C
- 2x 220W Solar Panels Roof Mounted
- 30A AC Battery Management System & 30A MPPT Solar
- 4" Bluetooth LCD Colour Monitor Touch Screen
- 30A DC – DC Charger
- 1 x 300AH Lithium Battery Chassis Mounted
- External Solar Input Blue Anderson Plug
- 12 Pin Trailer Plug
- 24" Smart TV on Wall Mounted Bracket
- 2x Bug Annexe Lights
- 12V/USB Socket & TV Point at Outside Table
- 240V 15AMP Inlet & 240V 10AMP Outlet
- Double 240v Point & USB Point to each wardrobe and lounge
- Roof Digital TV Antenna
- Bulk Heads With Strip Lights
- Reversing Camera & Car Monitor Kit
- Circuit Breaker & Earth Leakage
- 2-way switch from bedroom to Ensuite light

Standard Internal

- One-Piece Poly Honeycomb Floor
- Recessed Cook Top with Lid Over Stove
- Full Oven
- Cutlery tray
- Drawers on Metal Runners

- Push Button Locking Handles to lower doors and drawers
- Hidden latches to OHC
- Mirror in Ensuite
- Grab Handle on Entry Wall at main door – layout dependent
- Fire Extinguisher
- Footrest Padded End
- Door hinges Hairline STD
- Innerspring Queen Mattress
- Charger under bed
- Microwave in OHC above kitchen
- 12V Rangehood
- Smoke Detector
- 2 Single Towel Rails and 1 Toilet Roll Holder
- Frosted Glass Shower Door
- Wardrobes Recessed Cutout With Shelf
- Washing Machine Including
Cruiser Family Vans
- Nuova Telescopic Table leg to L-Shape & Club Lounge – infill cushion not included.
- Diesel Heater under bed
- Full Laminated Benchtop

Standard Plumbing

- 2 x 95L Water Tanks
- A-Frame Mains Pressure Tap
- China Vanity to Ensuite
- 2-Door Thetford 224lt Compressor Fridge
- External Gas Bayonet At Front Boot Door Side
- Dual 9Kg Gas Bottles with Changeover Regulator
- Gas/Electric Hot Water System
- Deep Bowl Stainless Steel Sink with Drainer – Layout 218M no Drainer
- 2x Lockable Water Tank Inlet

- Mains Pressure Water Inlet
- 12V Water Pump
- Twin water level gauges
- Water Filter to sink with 3-1 Tap
- Porcelain Bowl Toilet
- WasteWaterOutlet

Standard External

- One-piece Fibreglass XPS Sandwich Panel Roof Fully Insulated
- Smooth Aluminium Composite Sides
- One-Piece Poly Honeycomb Floor
- Raven Coated Checker Plate Front & 600mm Sides
- Plastic Mould Lower Rear
- Colour-Coded Black External Trim
- Insulated Walls with Meranti Timber Frame
- Poly Frame Front Wall
- Checker Plate Step Well
- Gree Roof Top Slimline 3.5Kw Air Conditioner with Smart WIFI Control
- Awning
- 12V Fan Hatch to Shower & Toilet
- Radius Locking Security Main Door
- External Fold Down Picnic Table with Integrated 12v Lighting
- LED Roof Skylights with Blind & Flyscreen (1 or 2 depending on layout)
- Galvanised Front Tunnel Boot with Large Access Doors
- Galvanised Rear Generator Compartment - layout dependent
- Double Glazed Push Out Windows & Integrated Blinds
- 3 Year Bumper to Hitch Warranty
- 5 Year Structural Chassis Warranty
- One key to access hatches and main door

2026 Range



C-Class Touring

Introducing the all-new C-Class MY26Series.

Packed full of great features such as Diesel Heater, motorised footrests, upgraded Lithium Battery Management System and more solar, you won't be left wanting.

Upgraded construction techniques including full Fibreglass Sandwich Panel walls, roof and floor to all non-slide out models means weight saving and insulation properties second to none.

If you want a sleek modern looking caravan with all the tricks, look no further than the Essential C-Class Series.



Follow the QR code to find out more on the Essential Caravans website!



*2025 model shown

*Images may depict non-standard items



C-Class Touring Standard Specifications

Standard Chassis

- 6" Heavy Duty A-frame
- 4" Heavy Duty Chassis & 2" Raiser up to & including 21'6 size van
- 6" Heavy Duty Chassis above 21'6 size van – no Raiser
- 10" Brakes to Tandem Axle
- 12" Brakes to Single Axle
- Mesh On A-Frame
- A-Frame Tap & Gas Regulator
- Touring Toolbox on A-Frame with Gas Bottles Inside
- Straight Axles to Single & Tandem axle
- 10" Electric Brakes to Tandem Axle
- 245/75/R16 All Terrain Tyres & 12" Brakes to Single Axle
- 235/75R15 All Terrain Tyres & 15" Alloys to Tandem Axle
- Load Share Leaf Spring Suspension
- Break Away System
- Heavy Duty 3 Arm Bumper
- 50mm Ball Coupling
- Lockable Coupling with Twin Safety Chains
- Wind Up Jack
- 8" Jockey Wheel
- Spare wheel Included
- Drop Down Stabilizer Stands
- Water Tank Stoneguards
- Batteries Mounted on Chassis

Standard Electrical

- 30AAC Battery Management System & 30A MPPT Solar
- 7" Bluetooth LCD Colour Monitor Touch Screen

- 30A DC – DC Charger
- 1x 300AH Lithium Battery Chassis Mounted
- 2x 220W Solar Panels Roof Mounted
- External Solar Input Blue Anderson Plug
- Reversing Camera & Car Monitor Kit
- 2x Bug Annexe Lights
- Reading Lights to Bedroom & Lounge with USB & USB-C
- 2-way switch from bedroom to Ensuite light
- 28" Smart TV on Wall Mounted Bracket
- Roof Digital TV Antenna
- Double 240v Point & USB Point to each wardrobe and lounge
- LED Lighting - Roof, Kitchen, Ensuite
- Bulk Heads With Strip Lights
- LED Strip Lights Kickrail - Kitchen Only
- Power Points (1x Kitchen, 1x Ensuite)
- 12V/USB Socket & TV Point at Outside Table
- Door Light & Entry Handle
- LED External Lights
- 240V 15AMP Inlet & 240V 10AMP Outlet
- Circuit Breaker & Earth Leakage
- 12 Pin Trailer Plug
- 2 x 12v Fans to Bedroom
- Starlink Passthrough

Standard Internal

- Full CNC Furniture & Partitions
- Push Handles to lower cabinetry
- Hidden Latches to OHC
- Cabinet Hinge Bolted
- Soft Close Drawers
- Full Laminate Benchtop

- 12v Electric Footrests
- Grab Handle on Entry Wall at main door – layout dependent
- Innerspring Full Queen Mattress
- Charger under bed
- 12V Rangehood
- 2 Single Towel Rails and 1 Toilet Roll Holder
- Mirror in Ensuite
- Frosted Glass Shower Door
- Recessed Cook Top with Lid Over Stove
- Full Oven
- Fire Extinguisher
- Smoke Detector
- Washing Machine Included in C-Class Family Vans
- Nuova Telescopic Table leg to L-Shape & Club Lounge – infill cushion not included.
- Wardrobes Recessed Cutout With Shelf
- Microwave in OHC above kitchen
- Diesel Heater under bed

Standard Plumbing

- Water Filter to sink with 3-1 Tap
- 2x 95L Water Tanks
- 2x Lockable Water Tank Inlet
- A-Frame Mains Pressure Tap
- Mains Pressure Water Inlet
- Twin water level gauges
- Waste Water Outlet
- 12V Water Pump
- Deep Bowl Stainless Steel Sink with Drainer – Layout 218M no Drainer
- China Vanity to Ensuite
- Porcelain Bowl Toilet

- 2-Door Thetford 224lt Compressor Fridge
- Dual 9Kg Gas Bottles with Changeover Regulator
- External Gas Bayonet At Front Boot Door Side
- Gas/Electric Hot Water System

Standard External

- Full Fibreglass Sandwich Panel Construction Fully Insulated – Slide-out models have combined meranti and poly frame
- Raven Coated Checker Plate Front & Rear
- 600mm Raven Coated Checker Plate Sides
- Checker Plate to Lower Front & Rear
- Black External Trim
- Solid Fold Down Step – no step well
- 2x External Fold Down Picnic Table
- Double Glazed Push Out Windows & Integrated Blinds
- Radius Locking Security Main Door
- 12V Fan Hatch to Shower & Toilet
- Galvanised Front Tunnel Boot with Large Access Doors
- Galvanised Rear Generator Compartment - layout dependent
- LED Roof Skylights with Blind & Flyscreen (1 or 2 depending on layout)
- Awning
- Gree Roof Top Slimline 3.5Kw Air Conditioner with Smart WIFI Control
- One key to access hatches and main door
- 3 Year Bumper to Hitch Warranty
- 5 Year Structural Chassis Warranty

2026 Range



Ranger

The Essential Ranger Semi Off Road has been designed for the caravanner wanting to venture a bit more off the beaten track and into those quieter less frequented hideaways.

Equipped with Independent Coil & Trailing Arm Suspension, 16" All Terrain Tyres, Grey Tank, Dual Solar & 300Ah Lithium Battery System, all is set for an adventurous journey!



Follow the QR code to find out more on the Essential Caravans website!



*2025 model shown

*Images may depict non-standard items



* Sterling colour palette pictured.

Ranger Standard Specifications

Standard Chassis

- 6" Heavy Duty A-frame
- A/Frame Extended 450mm
- Jumbo 500 Toolbox Smooth Raptor Coated inc. 2 x Slides
- 4" Heavy Duty Chassis & 2" Raiser up to & including 21'6 size van
- 6" Heavy Duty Chassis above 21'6 size van - no Raiser
- Heavy Duty 2 Arm Bumper
- Break Away System
- 265/75R16 All Terrain Tyres & 16" Alloy Rims to Single Axle
- 245/75R16 All Terrain Tyres & 16" Alloy Rims to Tandem Axle
- 12" Electric Brakes to Single Axle
- 10" Electric Brakes to Tandem Axle
- Titan X Off Road Suspension to Single Axle (Van 186R has upgraded 2750kg GTM)
- Titan Semi Off Road Suspension to Tandem Axle
- Drop Down Stabilizer Stands
- Wind Up Jack
- Aluminium Pullout Step
- A-Frame Tap & Gas Regulator
- Checker Plate Water Tank Stone Guards
- Spare wheel Included
- Galvanized Wheel Arches
- DO35 Coupling
- 8" Jockey Wheel
- Batteries Mounted on Chassis

Standard Electrical

- 2 x 220W Solar Panels Roof Mounted
- External Solar Input Blue Anderson Plug
- 30A AC Battery Management System &

- 30A MPPT Solar
- 4" Bluetooth LCD Colour Monitor Touch Screen
- 30A DC - DC Charger
- 1 x 300AH Lithium Battery Chassis Mounted
- 240V 15AMP Inlet & 240V 10AMP Outlet
- Reversing Camera & Car Monitor Kit
- LED Lighting - Roof, Kitchen, Ensuite
- LED External Lights
- 12v/USB Socket & TV Point at Outside Picnic Table
- Double 240v Point & USB Point to each wardrobe and lounge
- Door Light & Entry Handle
- Power Points (1x Kitchen, 1x Ensuite)
- Bulk Heads With Strip Lights
- Reading Lights to Bedroom & Lounge with USB & USB-C
- Circuit Breaker & Earth Leakage
- Stovetop with 3 x Gas/1 x Electric Element & Gas Mini Grill
- Microwave in OHC above kitchen
- Roof Digital TV Antenna
- 24" Flatscreen TV on Wall Mounted Bracket
- 12 Pin Trailer Plug
- 2-way switch from bedroom to Ensuite light
- 2 x Bug Annexe Lights & Bug Light over Tunnel boot

Standard Internal

- One-piece Poly Honeycomb Flooring System
- Doors To Ends of Seats
- Wardrobes Recessed Cutout With Shelf
- Drawers on Metal Runners

- Push Button Locking Handles to lower doors and drawers
- Hidden latches to OHC
- Door Hinges Hairline
- Fire Extinguisher
- Smoke Detector
- 12V Rangehood
- Mirror in Ensuite
- Washing Machine - not standard in Ranger Family Vans
- Microwave in OHC above kitchen
- Recessed Cook Top with Lid Over Stove
- Pot Drawer beneath Stove & Grill
- Innerspring Queen Mattress
- Charger under bed
- Grab Handle on Entry Wall at main door - layout dependent
- Nuova Telescopic Table leg to L-Shape & Club Lounge - infill cushion not included
- 2 Single Towel Rails and 1 Toilet Roll Holder
- Cutlery tray
- Full Laminate Benchtop
- Frosted Glass Shower Door

Standard Plumbing

- Flick Mixer Taps
- 3 in 1 Kitchen Tap with Water Filter
- Mains Pressure Water Inlet
- 2 x Lockable Water Tank Inlet
- Dual 9Kg Gas Bottles with Changeover Regulator
- Gas/Electric Hot Water System
- A-Frame Mains Pressure Tap
- China Vanity to Ensuite
- 2 x 95L Water Tanks

- 95lt Grey Water Tank
- Deep Bowl Stainless Steel Sink with Drainer- Layout 218M no Drainer
- External Gas Bayonet At Front Boot Door Side
- Porcelain Bowl Toilet
- 2-Door 171lt Compressor Fridge
- 12V Water Pump
- Twin water level gauges

Standard External

- Roof Air Conditioning SANJO
- Checker-Plate Step
- Galvanized Front Tunnel Boot with Large Access Doors
- Galvanised Rear Generator Compartment - layout dependent
- Double Glazed Push Out Windows & Integrated Blinds
- LED Roof Skylight with Blind & Flyscreen (1 or 2 depending on layout)
- 12V LED Fan Hatch to Shower & Toilet
- Radius Locking Security Main Door
- External Fold Down Picnic Table with Integrated 12v Lighting
- Black External Trim
- Awning
- One-piece Fibreglass XPS Sandwich Panel Roof Fully Insulated
- Smooth Aluminium Composite Sides
- Insulated Side Walls with Meranti Framing
- Poly Frame Front Wall
- One-piece Poly Honeycomb Flooring System
- Raven Coated Checker Plate Front & Rear
- 800mm Raven Coated Checker Plate Sides
- Raven Coat Checker Plate Wheel Spat
- One key to access hatches and main door
- 3 Year Bumper to Hitch Warranty

2026 Range



Outlander Off Road

Welcome to Essential's Full Off Road Ally Frame Outlander.

Combining a full one-piece fiberglass XPS sandwich panel front, roof & rear, Ally-Framed side walls with Aluminium Composite sides, and a tough Australian steel chassis with Full Off-Road Suspension, you're looking at a tough all-new Outlander for 2026. With 660watts of mounted solar and 300AH of Lithium, the Off-Road Outlander is your ticket to freedom!



*2025 model shown



Follow the QR code to find out more on the Essential Caravans website!

*Images may depict non-standard items



*Chester Luxe colour palette with optional Black Hardware pack pictured.

Outlander Off Road Standard Specifications

Standard Chassis

- Titan X Off Road Suspension 2750kg GTM to Single Axle
- Titan X Off Road Suspension to Tandem Axle
- 265/75R16 All Terrain Tyres & 16" Alloys to Single & Tandem Axle
- 12" Electric Brakes to All Wheels
- Jumbo 500 Toolbox Smooth Raptor Coated inc. 2 x Slides, Integrated Stone shield & Wood box
- 6" Heavy Duty A-frame
- A/Frame Extended 450mm
- 6" Heavy Duty Chassis - A-Frame Top & Gas Regulator - Break Away Safety System
- Heavy Duty 3 Arm Bumper - Spare Wheel Fitted to Bumper Bar Bolt On
- DO35 Coupling
- Wind Up Jack
- 8" Jockey Wheel
- Drop Down Stabilizer Stands
- Checkerplate Water Tank Guards
- Galvanized Wheel Arches
- Batteries Mounted on Chassis
- 12v HTP Dust Reduction
- 12 Pin Trailer Plug
- 24" Smart TV on Wall Mounted Bracket
- 12v/USB Socket & TV Point at Outside Picnic Table
- 240V 15AMP Inlet & 240V 10AMP Outlet
- Double 240v Point & USB Point to wardrobes and lounge
- Roof Digital TV Antenna
- Bulk Heads With Strip Lights - Reversing Camera & Car Monitor Kit
- Circuit Breaker & Earth Leakage - Door Light & Entry Handle - LED External Lights - LED Lighting - Roof, Kitchen, Ensuite - Power Points (1x Kitchen, 1x Ensuite) - Reading Lights to Bedroom & Lounge with USB & USB-C
- 2-way switch from bedroom to Ensuite light
- 2 x Bug Annexe Lights & 1 x Bug Light over tunnel boot
- Full Oven with 3 Burner Gas & 1 240V Element

Standard Electrical

- 3 x 220W Solar Panels Roof Mounted
- 300AH Lithium Battery & 2nd Battery Box Fitted on Chassis
- 30A AC Battery Management System & 30A MPPT Solar
- 7" Bluetooth Monitor Colour Touch Display
- 30A DC - DC Charger
- External Solar Input Blue Anderson Plug
- Extra 40A Solar Controller

Standard Internal

- Recessed Cook Top with Lid Over Stove
- Full Oven
- 12V Rangehood - Microwave in OHC above kitchen
- Cutlery tray
- Drawers on Metal Runners
- Piano Door Hinges
- Push Button Locking Handles to lower doors and drawers
- Hidden latches to OHC
- Full Laminate Benchtop

- Mirror in Ensuite
- Frosted Glass Shower Door
- 2 Single Towel Rails and 1 Toilet Roll Holder
- Washing Machine Including Outlander Family Vans
- Footrest Padded End
- Innerspring Queen Mattress
- Charger under bed
- Wardrobes Recessed Cutouts With Shelf
- Grab Handle on Entry Wall at main door - layout dependent
- Nuova Telescopic Table leg to L-Shape & Club Lounge - infill cushion not included.
- Fire Extinguisher
- Smoke Detector
- Diesel Heater to underbed

Standard Plumbing

- 2 x 95L Water Tanks
- 2 x Lockable Water Tank Inlet
- Twin water level gauges
- 95lt Grey Water Tank
- Checker Plate Tank Protection
- A-Frame Mains Pressure Tap
- Mains Pressure Water Inlet
- Gas/Electric Hot Water System
- 12V Water Pump
- Water Filter to sink with 3-1 Tap
- Deep Bowl Stainless Steel Sink with Drainer - Layout 218M no Drainer
- 2-Door Thetford 224lt Compressor Fridge
- China Vanity to Ensuite
- Porcelain Bowl Toilet
- External Gas Bayonet At Front Boot Door Side

- Dual 9Kg Gas Bottles with Changeover Regulator

Standard External

- GreeRoofTopSlimline 3.5Kw Air Conditioner with Smart WIFI Control
- Awning
- Aluminium Frame to Side Walls
- Smooth Aluminium Composite Sides
- One-Piece Fibreglass Sandwich Panel XPS Front, Roof and Rear Fully Insulated
- Fiberglass Sandwich Panel Floor Fully Insulated
- Raven Coated Checker Plate Front & Rear
- Raven Coated 800mm Checker Plate Sides
- Raven Coat Checker Plate Wheel Spats
- Black External Trim
- Solid Fold Down Step - no step well
- Radius Locking Security Main Door
- Galvanized Front Tunnel Boot with Large Access Doors
- Galvanised Rear Generator Compartment - layout dependent
- 12v Fan Hatch to Shower and Toilet - Tandem Axle
- 12v Fan Hatch to Shower with Ensuite Window - Single Axle
- External Fold Down Picnic Table with Integrated 12v Lighting
- LED Roof Skylights with Blind & Flyscreen (1 or 2 depending on layout)
- Double Glazed Push Out Windows & Integrated Blinds
- 3 Year Bumper to Hitch Warranty
- 5 Year Structural Chassis Warranty
- One key to access hatches and main door

2026 Range



Highlander

Introducing the 2026 Highlander Series. Style, Ruggedness & Comfort all rolled into one outstanding Off-Road Essential

The Highlander offers ultimate insulation with full Fibreglass sandwich panel construction. Combining solid ply CNC machined furniture, full off-road suspension, a tough Australian-made steel chassis and a massive Solar & Lithium Battery Management System, the Highlander gives you the freedom to venture further afield for extended Off-Grid adventures.

Make sure the all-new Highlander is on your radar!



*2025 model shown



Follow the QR code to find out more on the Essential Caravans website!

*Images may depict non-standard items



*Sterling colour palette pictured.

Highlander Standard Specifications

Standard Chassis

- Linex Coated A-Frame & Black Painted Chassis
- Titan X Off Road Suspension 2750kg GTM to Single Axle
- Titan X Off Road Suspension to Tandem Axle
- Titan Air Twin Shock Level 3 Airbag System
- 265/70R17 Mud Tyres & 17" Alloy Rims to Single & Tandem Axle
- 12" Electric Brakes to All Wheels
- Jumbo 600 Toolbox Smooth Raptor Coated inc. 2 x Slides, Integrated Stone shield & Wood box
- 6" Heavy Duty A-frame
- A-Frame extended 650mm
- 6" Heavy Duty Chassis
- 2" Raiser - A-Frame Tap & Gas Regulator
- Break Away Safety System
- Heavy Duty 4-Arm Bumper
- Spare Wheel Fitted to Bumper Bar Bolt On
- DO35 Coupling
- Wind Up Jack
- 8" Jockey Wheel
- Drop Down Stabilizer Stands
- Checkerplate Water Tank Guards
- Galvanized Wheel Arches
- Batteries Mounted on Chassis
- Solid Fold Down Step - no step well

Standard Electrical

- Up to 4 x 220W Solar Panels Roof Mounted - layout dependent
- 30A AC Battery Management System & 30A MPPT Solar
- 7" Bluetooth Monitor Colour Touch Display
- 2 x 300AH Lithium Batteries Chassis Mounted

- Extra 40A Solar Controller
- External Solar Input Blue Anderson Plug
- 3000W Inverter wired to all GPO's & Air Conditioner, Microwave & Washing Machine
- 30A DC to DC Charger
- Fusion Sound System with 2 x Internal & 2 x External Speakers
- 12 Pin Trailer Plug
- 28" Smart TV on Wall Mounted Bracket
- Roof Digital TV Antenna
- Starlink Passthrough
- 12v/USB Socket & TV Point at Outside Picnic Table
- 240V 15AMP Inlet & 240V 10AMP Outlet
- Double 240v Point & USB Point to wardrobes and lounge
- 2 x 12v Fans
- 1x USB & USB-C point to angled kitchen splashback
- Bulk Heads With Strip Lights
- Reversing Camera & Car Monitor Kit
- Circuit Breaker & Earth Leakage
- Door Light & Entry Handle
- LED External Lights
- LED Work Lights Front 17", Rear 11" & Off Side 7.5"
- LED Lighting - Roof, Kitchen, Ensuite
- Power Points (1x Kitchen, 1x Ensuite)
- Reading Lights to Bedroom & Lounge with USB & USB-C
- 2-way switch from bedroom to Ensuite light
- 2 x Bug Annexe Lights & 1 x Bug Light over tunnel boot
- Induction 2-Burner Cooktop
- 4 in 1 Convection Microwave
- Electric Motorised Footrests
- Gusto 12v Dust Reduction System

Standard Internal

- 12V Rangehood
- Soft Close Drawers
- Square Locking handles
- Hidden latches to OHC
- Full CNC Furniture & Partitions
- Cabinet Hinge Bolted
- Full Laminate Benchtop
- Laminated Splashback
- Mirror in Ensuite
- Frosted Glass Shower Door
- 2 Single Towel Rails and 1 Toilet Roll Holder
- Washing Machine Included in Highlander Family Vans
- Electric Footrest Padded End
- Innerspring Queen Mattress
- Charger under bed
- Wardrobes Recessed Cutouts With Shelf
- Grab Handle on Entry Wall at main door - layout dependent
- Nuova Telescopic Table leg to L-Shape & Club Lounge - infill cushion not included
- Diesel Heater
- Fire Extinguisher
- Smoke Detector

Standard Plumbing

- 2-Door Thetford 224lt Compressor Fridge
- 2 x 95lt Water Tanks to Single Axle Layouts
- 3 x 95lt Water Tanks to Tandem Axle Layouts
- Quick Fill Water Tank Fillers
- Brass Manifold Water Tank Selector
- Twin water level gauges
- 95lt Grey Water Tank
- Checker Plate Tank Protection
- A-Frame Mains Pressure Tap
- Mains Pressure Water Inlet
- Gas/Electric Hot Water System

- 12V Water Pump
- Water Filter to sink with 3-1 Tap
- Deep Bowl Stainless Steel Sink with Drainer - Layout 218M no Drainer
- China Vanity to Ensuite
- Porcelain Bowl Toilet
- External Gas Bayonet At Front Boot Door Side
- Dual 9Kg Gas Bottles with Changeover Regulator


Standard External

- Gree Roof Top Slimline 3.5Kw Air Conditioner with Smart WIFI Control
- Awning
- Full Fibreglass Sandwich Panel Construction Fully Insulated
- Raven Coated Checker Plate Front & Rear
- Raven Coated 800mm Checker Plate Sides
- Raven Coat Checker Plate Wheel Spats
- Checker Plate Protection to all Tanks
- Solid Fold Down Step - no step well
- Black External Trim
- Full through front tunnel boot with large access doors
- Galvanised Rear Generator Compartment on certain layouts
- Double Glazed Push Out Windows & Integrated Blinds
- LED Roof Skylights with Blind & Flyscreen (1 or 2 depending on layout)
- Radius Locking Security Main Door
- 2 x External Fold Down Picnic Table
- 12v Fan Hatch to Shower and Toilet - Tandem Axle
- 12v Fan Hatch to Shower with Ensuite Window - Single Axle
- One key to access hatches and main door
- 3 Year Bumper to Hitch Warranty
- 5 Year Structural Chassis Warranty

Interior Colours

Experience tells us that internal colours and lighting both make all the difference in a caravan. It needs to not only look right, but feel right. We have employed the advice and expertise of professional interior decorators to help create our internal furnishings and finish.

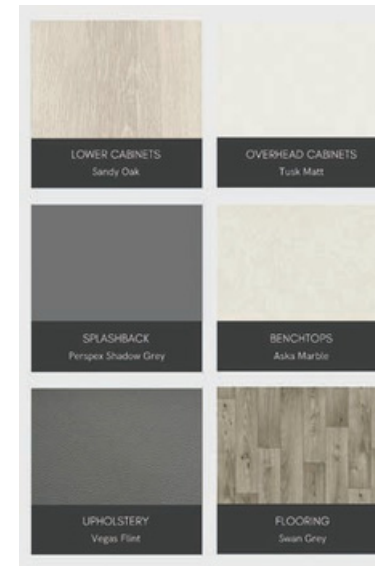
With a choice of internal colour palettes, you can create the Essential of your dreams.



Earthbound

Available on:

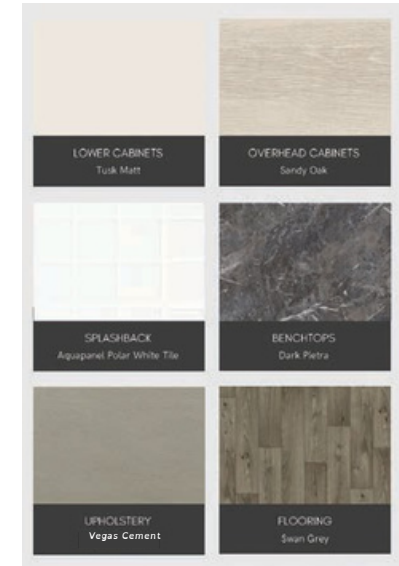
- C-Class
- Highlander



Timber Sand

Available on:

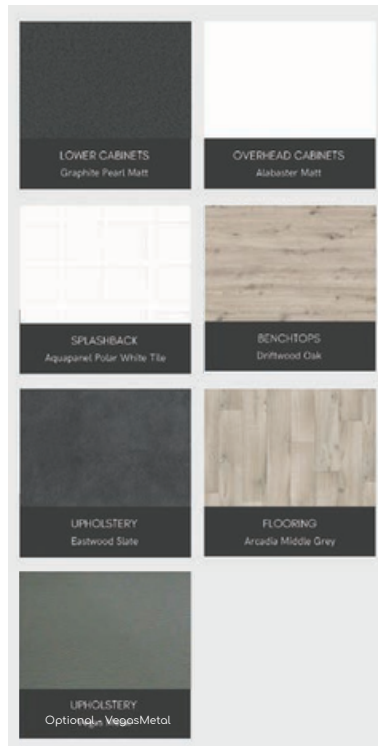
- C-Class
- Highlander



Elegant Simplicity

Available on:

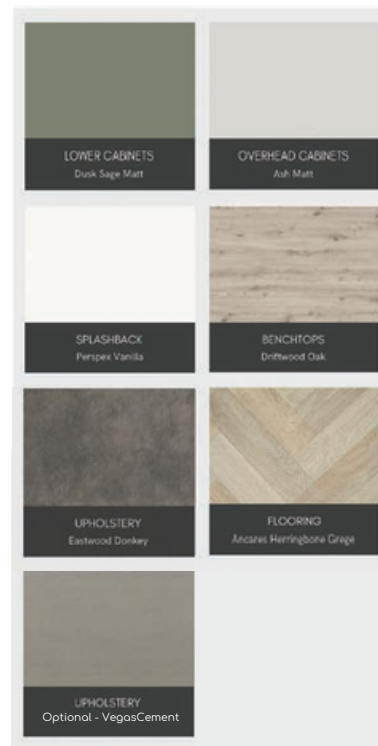
- C-Class
- Highlander



Driftwood

Retreat Available on:

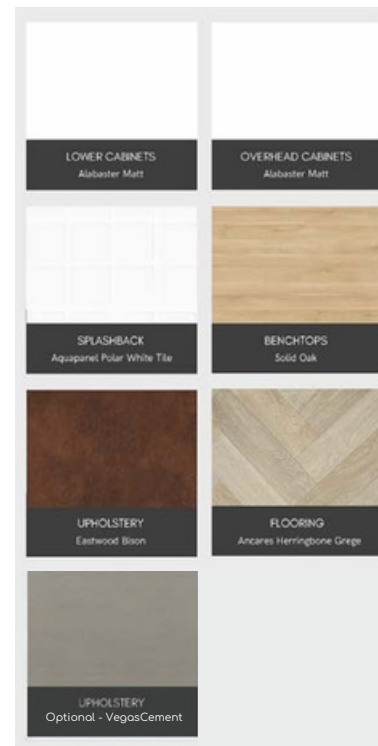
- A-Class
- Cruiser
- C-Class
- Outlander Off Road
- Highlander
- Ranger



Forest Whisper

Available on:

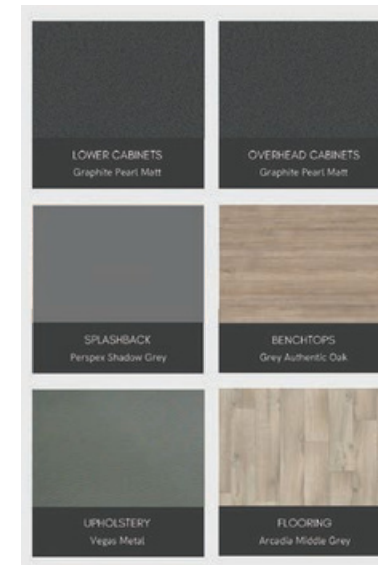
- A-Class
- Cruiser
- C-Class
- Outlander Off Road
- Highlander
- Ranger



Chester Luxe


Available on:

- A-Class
- Cruiser
- C-Class
- Outlander Off Road
- Highlander
- Ranger



Peninsula Available on:

- A-Class
- Cruiser
- C-Class
- Outlander Off Road
- Highlander
- Ranger









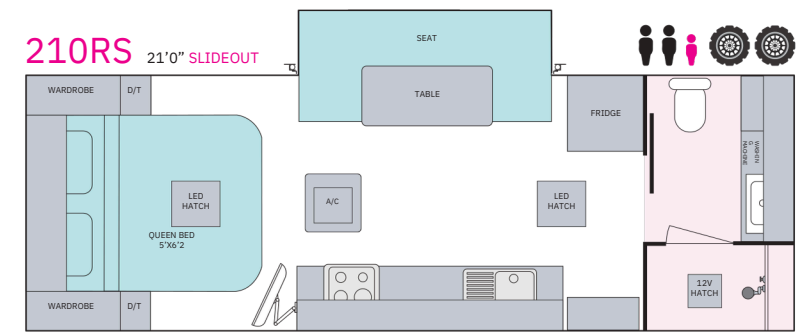
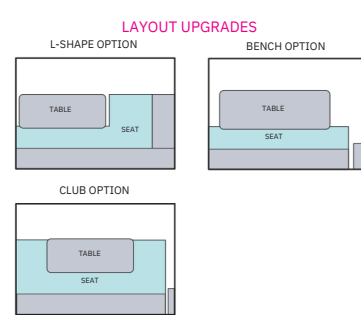
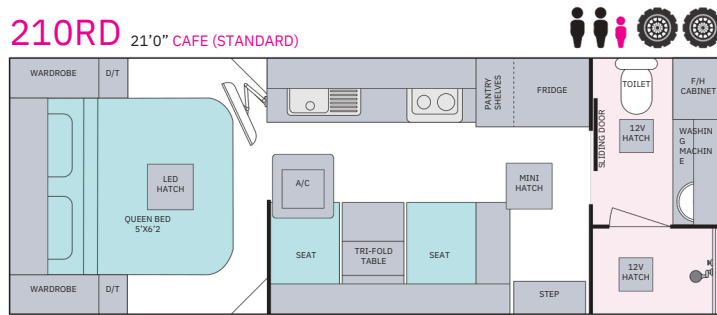
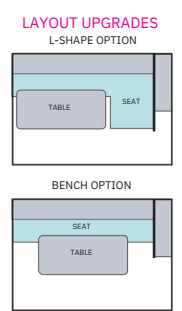
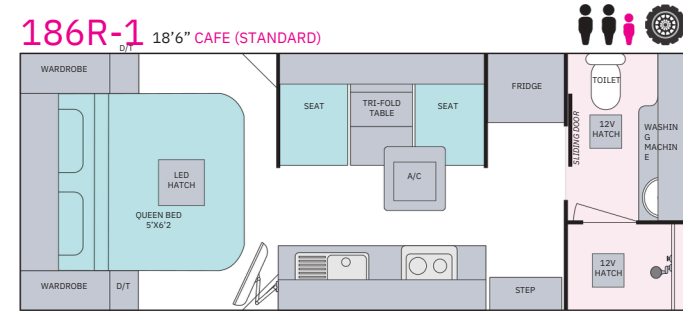
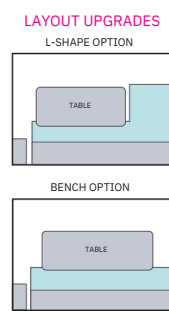
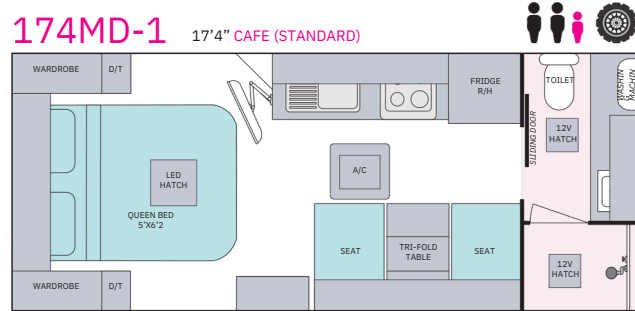
Sterling Available on:

- A-Class
- Cruiser
- C-Class
- Outlander Off Road
- Highlander
- Ranger

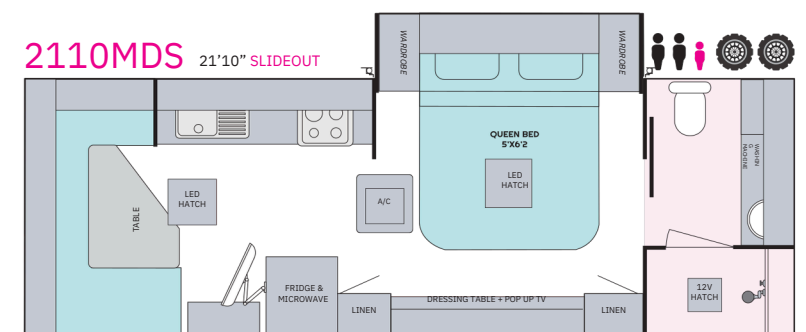
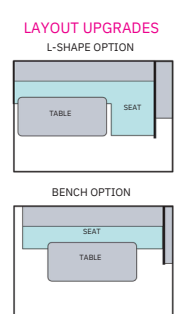
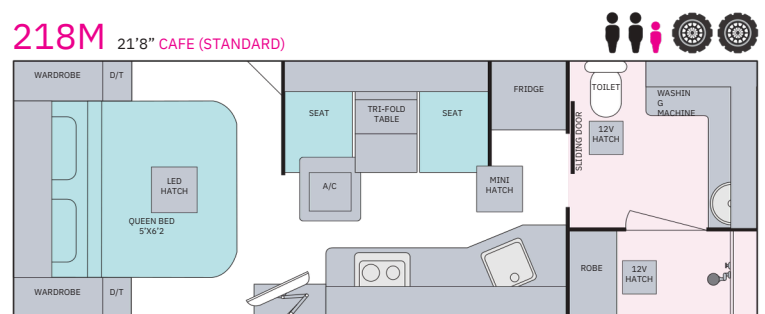
Van Layouts

LAYOUT KEY

-  ADULT
-  CHILD
-  DROP DOWN TABLE OPTION (BENCH, L-SHAPE & CLUB ONLY)
-  3RD BUNK OPTION
-  SINGLE AXLE
-  TANDEM AXLE

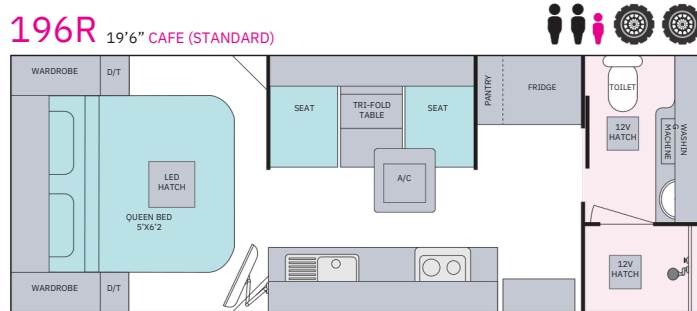


*C-Class only

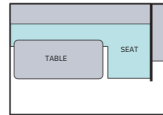


*C-Class only

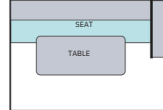
196R 19'6" CAFE (STANDARD)



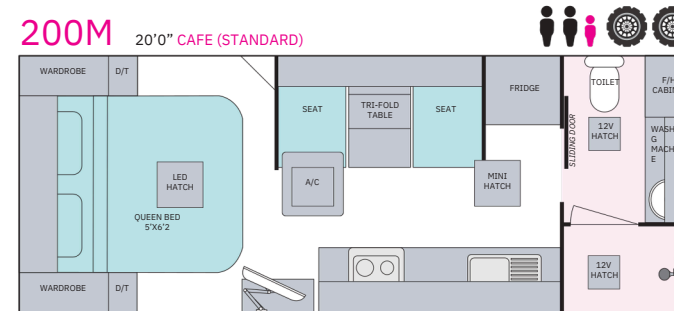
LAYOUT UPGRADES
L-SHAPE OPTION



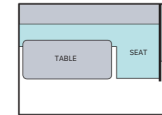
BENCH OPTION



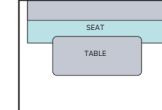
200M 20'0" CAFE (STANDARD)



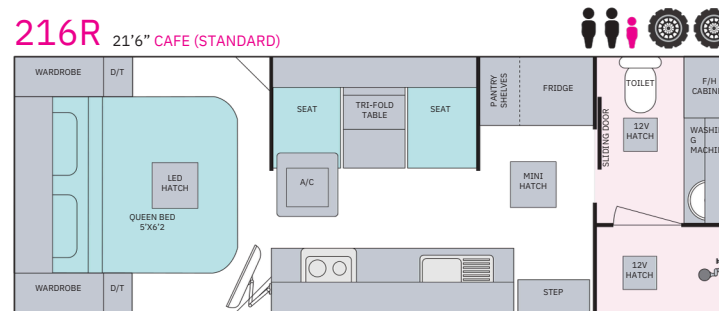
LAYOUT UPGRADES
L-SHAPE OPTION



BENCH OPTION

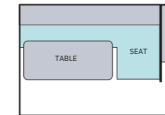


216R 21'6" CAFE (STANDARD)

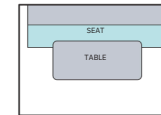


LAYOUT UPGRADES

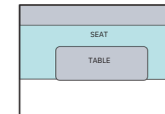
L-SHAPE OPTION



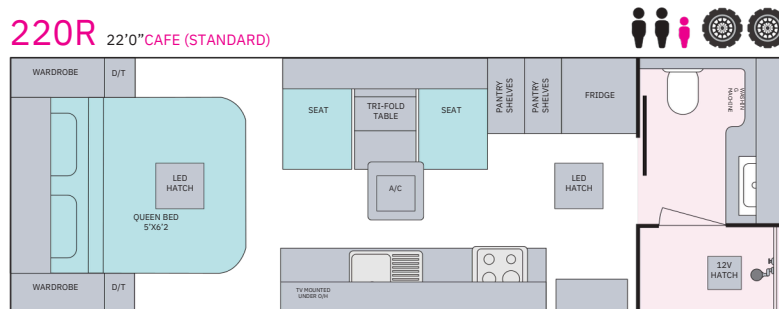
BENCH OPTION



CLUB/DELETE PANTRY OPTION

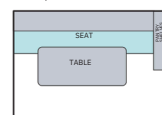


220R 22'0" CAFE (STANDARD)

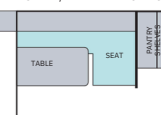


LAYOUT UPGRADES

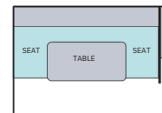
BENCH/SINGLE PANTRY OPTION



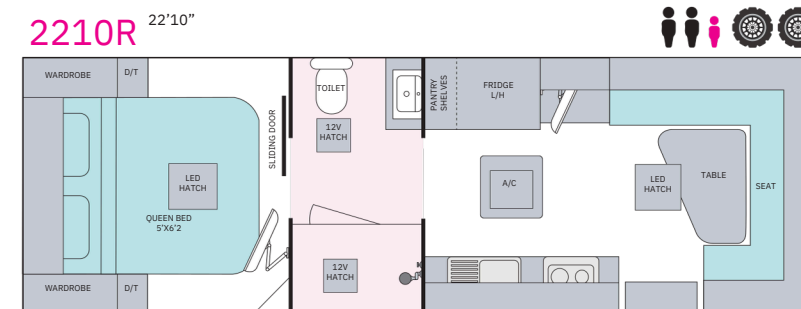
L-SHAPE/DBL PANTRY OPTION



CLUB/SINGLE PANTRY OPTION









2210R 22'10"

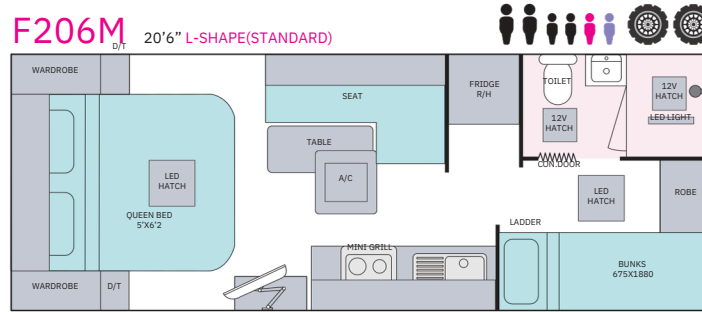


Family Van Layouts

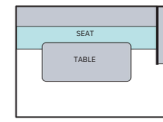
LAYOUT KEY

-  ADULT
-  CHILD
-  DROP DOWN TABLE OPTION (BENCH, L-SHAPE & CLUB ONLY)
-  3RD BUNK OPTION
-  SINGLE AXLE
-  TANDEM AXLE

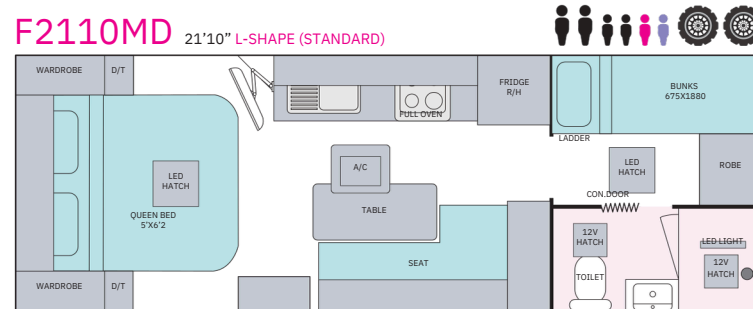
F206M 20'6" L-SHAPE (STANDARD)



LAYOUT UPGRADES
BENCH OPTION



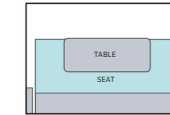
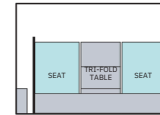
F2110MD 21'10" L-SHAPE (STANDARD)



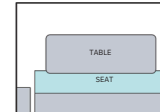
LAYOUT UPGRADES

CAFE OPTION

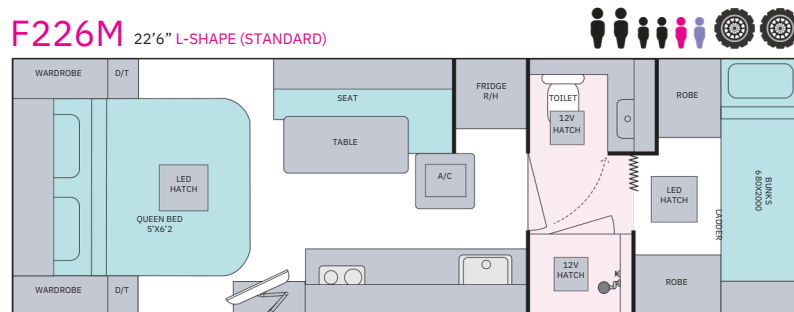
CLUB/DELETE PANTRY OPTION



BENCH OPTION



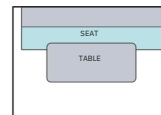
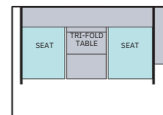
F226M 22'6" L-SHAPE (STANDARD)



LAYOUT UPGRADES

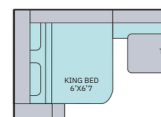
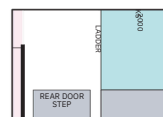
CAFE OPTION

BENCH OPTION

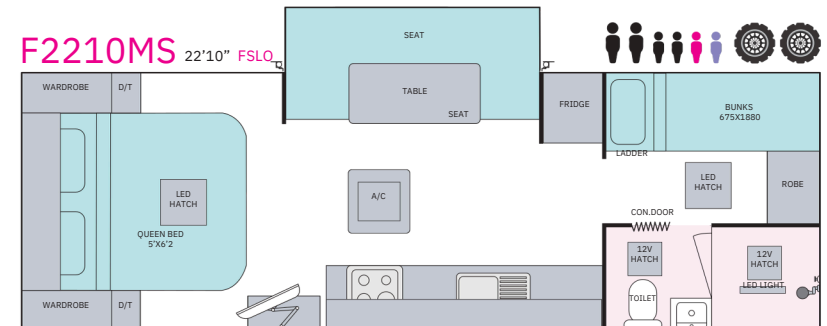


SECOND DOOR OPTION

KING BED OPTION



F2210MS 22'10" FSLQ



*C-Class only



National Manufacturing Headquarters

OFFICE ADMINISTRATION & MANUFACTURING

Factory3, 45–65 Oherns Road,
Somerton, Victoria Australia 3062

Phone: (03) 9357 5934

Email: Sales@essentialcaravans.com

Website: essentialcaravans.com

Facebook: EssentialCaravans

Instagram: EssentialCaravansAU



Essential Caravans are proudly 100% Australian owned and made.



All Information contained in the brochure was correct at the time of printing and is subject to change without notice. Photographs for illustration purposes only and may show some non standard items or features.

Standard features may change due to ongoing product improvement and availability. Talk to your dealer today.



A-Class
*2025 model shown



Cruiser
*2025 model shown



C-Class Touring
*2025 model shown



Ranger
*2025 model shown



Outlander Off Road
*2025 model shown



Highlander
*2025 model shown


essential
C A R A V A N S

Phone: (03) 9357 5934
Email: sales@essentialcaravans.com

Website: essentialcaravans.com
Facebook: [EssentialCaravans](https://www.facebook.com/EssentialCaravans)
Instagram: [EssentialCaravansAU](https://www.instagram.com/EssentialCaravansAU)

